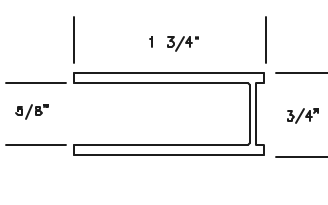
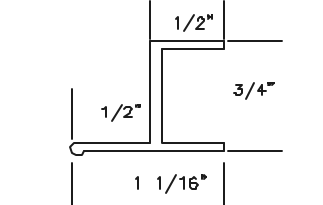
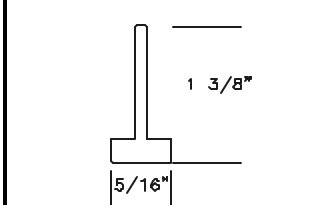
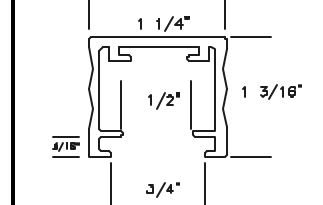
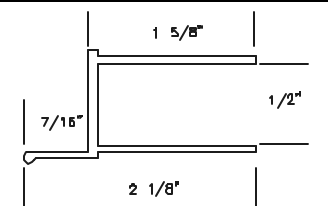
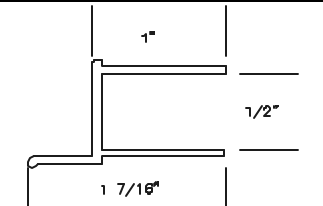
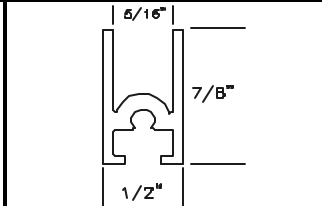
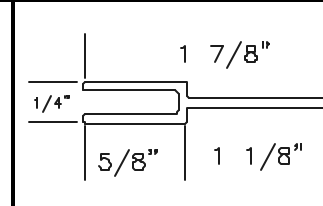
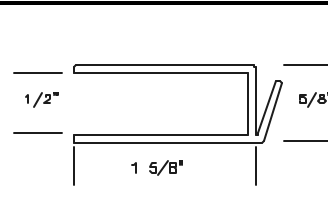
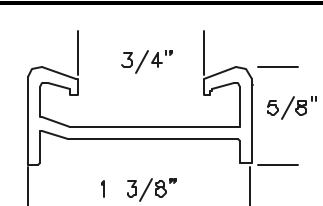
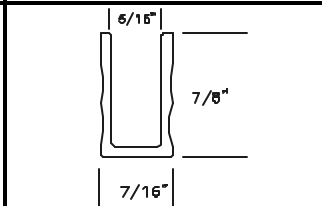
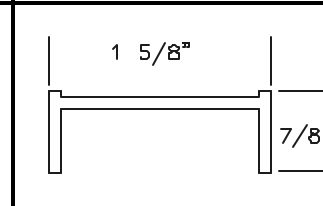
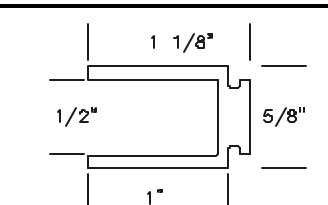
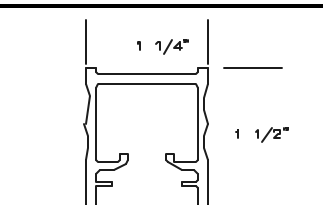
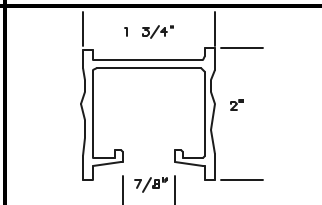
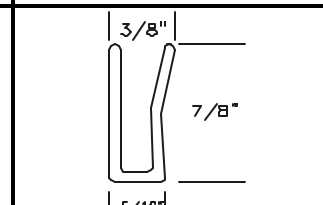
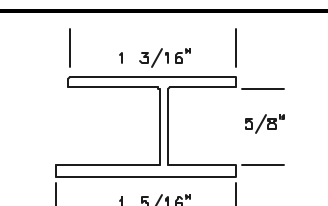
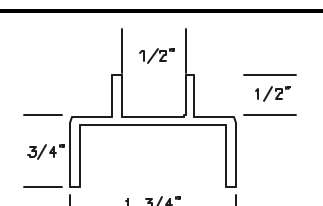
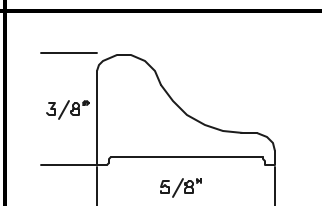
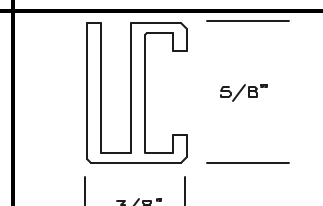
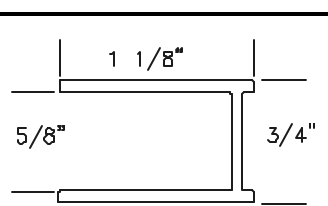
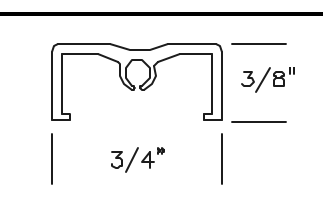
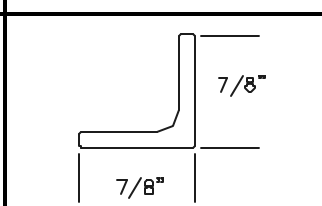
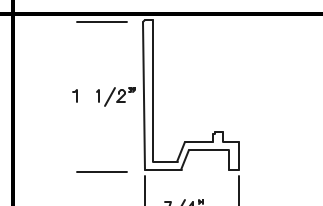


## COMPONENT PARTS

<p>H-3 STRIKE JAMB</p>	<p>H-10 PANEL RAIL</p>	<p>H-18 STRIKE JAMB</p>	<p>H-25 THRESHOLD</p>
<p>H-4 HINGE RAIL</p>	<p>H-11 GUTTER</p>	<p>H-19 TOWEL BAR</p>	<p>H-26 ODD ANGLE POST</p>
<p>H-5 HINGE JAMB</p>	<p>H-12 WALL JAMB</p>	<p>H-20 TOWEL BAR BRACKET</p>	<p>H-27 TEE</p>
<p>H-6 HINGE RAIL</p>	<p>H-15 HEADER</p>	<p>H-22 HINGE JAMB</p>	<p>H-28 SLIDE</p>
<p>H-8 PANEL FRAME RAIL</p>	<p>H-16 PANEL BRACE</p>	<p>H-23 NEO ANGLE POST</p>	<p>H-29 ROLLER BRACKET</p>
<p>H-9 HINGE RAIL</p>	<p>H-17 STRIKE JAMB</p>	<p>H-24 CORNER POST</p>	<p>H-30 HANGER BRACKET</p>

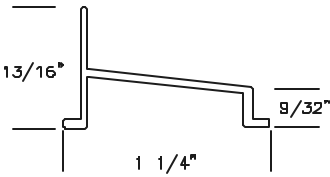
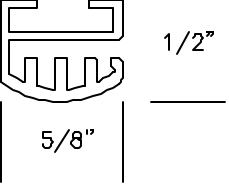
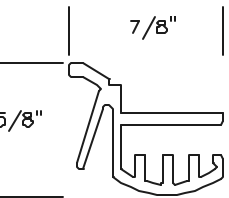
## COMPONENT PARTS

 <p>H-31 WALL JAMB</p>	 <p>H-37 STRIKE JAMB</p>	 <p>H-44 HANGER BRACKET</p>	 <p>H-55 HEADER</p>
 <p>H-32 STRIKE JAMB</p>	 <p>H-38 STRIKE JAMB</p>	 <p>H-45 PANEL RAIL</p>	 <p>H-60 HANGER BRACKET</p>
 <p>H-33 HINGE JAMB</p>	 <p>H-39 BI-FOLD THRESHOLD</p>	 <p>H-46 PANEL RAIL</p>	 <p>H-63 WALL JAMB</p>
 <p>H-34 EXPANSION LINK</p>	 <p>H-40 HEADER</p>	 <p>H-47 HEADER</p>	 <p>H-75 TOWEL BAR</p>
 <p>H-35 PANEL FILLER</p>	 <p>H-41 WALL JAMB</p>	 <p>H-51 THRESHOLD</p>	 <p>H-93 SIDE RAIL</p>
 <p>H-36 WALL JAMB</p>	 <p>H-42 TOWEL BAR</p>	 <p>H-54 ANGLE MILL FINISH</p>	 <p>H-94 SL-4 Wall Jamb</p>

## COMPONENT PARTS

<p>H-95 SL-4 WALL JAMB</p>	<p>H-116 HANDLE</p>	<p>H-136 PANEL RAIL</p>	<p>H-203 FS STRIKE JAMB</p>
<p>H-96 SL-4 CORNER POST</p>	<p>H-117 TOWEL BAR</p>	<p>H-137 PANEL RAIL</p>	<p>H-211 FS HOOD</p>
<p>H-98 SL DOOR RAIL</p>	<p>H-118 FINGER PULL</p>	<p>H-140 HANDLE</p>	<p>H-215 HEADER</p>
<p>H-99 SL PANEL FILLER</p>	<p>H-121 DOOR RAIL</p>	<p>H-146 HANDLE</p>	<p>EL-215 EUROLITE HEADER</p>
<p>H-106 HINGE RAIL</p>	<p>H-122 C-LINE HINGE RAIL</p>	<p>H-200 THRESHOLD</p>	<p>H216 HEADER INSERT</p>
<p>H-108 PANEL RAIL</p>	<p>H-125 TOWEL BAR</p>	<p>H-201 HANGER BRACKET</p>	

## COMPONENT PARTS

 <p>P-25 THRESHOLD</p>			
 <p>P-93 DOOR RAIL</p>			
 <p>P-106 DOOR HINGE RAIL</p>			