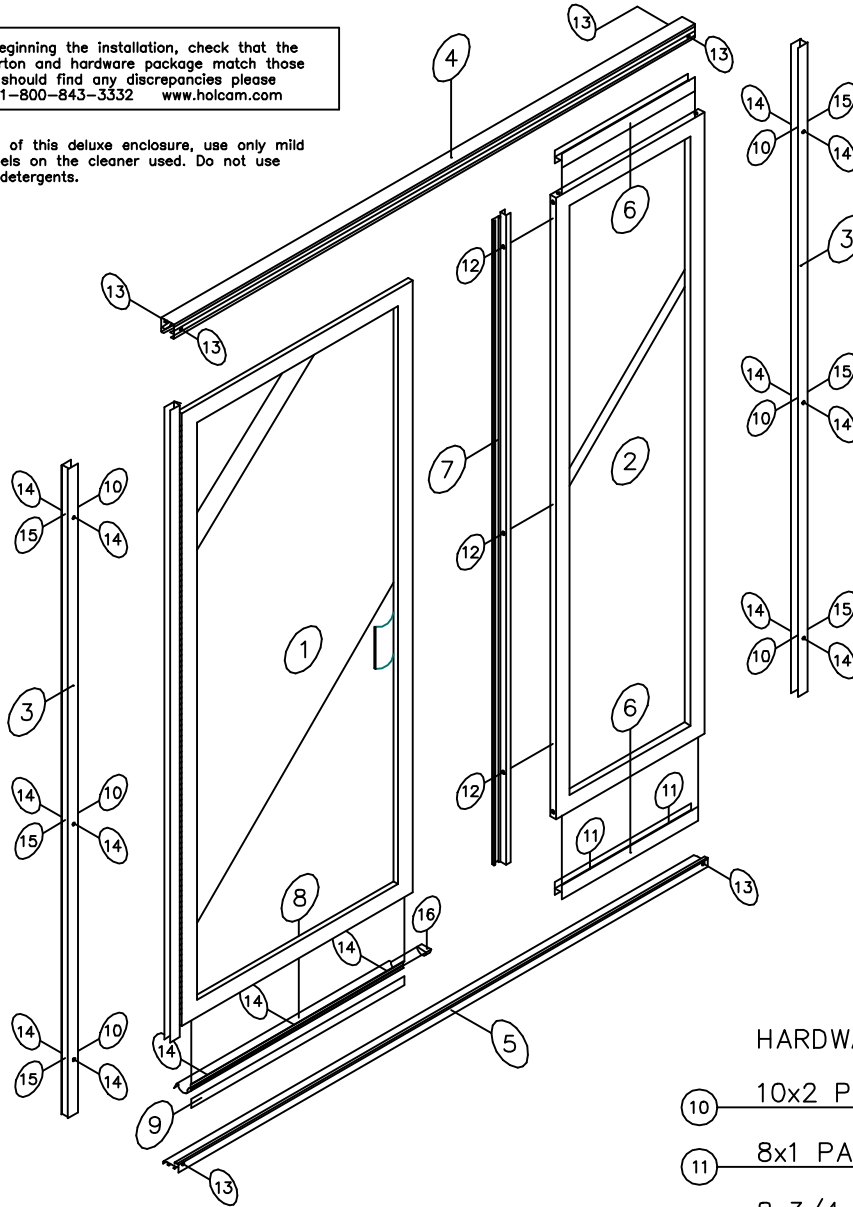






\* PLEASE NOTE: Before beginning the installation, check that the parts contained in the carton and hardware package match those parts listed below. If you should find any discrepancies please contact Holcam Sales at 1-800-843-3332 www.holcam.com

**WARNING:**








To avoid damaging the finish of this deluxe enclosure, use only mild cleaners. Always read the labels on the cleaner used. Do not use harsh chemicals or abrasive detergents.



CAT#: PART LIST: LENGTH: QTY:

	1	DOOR ASSEMBLY		1
	2	PANEL ASSEMBLY		1
	3	H-36 WALL JAMB	70 1/4"	2
	4	H-55 HEADER		1
	5	H-25 THRESHOLD		1
	6	H-35 PANEL FILLER		2
	7	H-18 STRIKE JAMB	69 15/16"	1
	8	H-11 GUTTER		1
	9	V-8 GUTTER VINYL		1

HARDWARE PACK: QTY:

	10x2 PAN HEAD SCREW	6
	8x1 PAN HEAD SCREW	2
	8x3/4 FLAT HEAD SCREW	3
	6x3/4 PAN HEAD SCREW	6
	6x3/8 PAN HEAD SCREW	15
	PLASTIC ANCHOR	6
	GUTTER PLUG	1

